




## LET'S PRACTICE DRAWING!


Get a pencil and use the grid below to draw the snowflake as shown on the left. The grids will help you to line everything up!



©Mark Marderosian


REMEMBER TO TAKE YOUR TIME.  
YOU CAN ALWAYS ERASE  
OR  
PUT A NEW PIECE OF BLANK PAPER  
OVER THE GRID AND START AGAIN.

AND... DON'T FORGET TO  
KEEP PRACTICING...  
AND KEEP **SMILING!**



[www.DrawingwithMark.com](http://www.DrawingwithMark.com)

©Mark Marderosian



Award-winning “**Drawing with Mark**” DVD episodes

Available at [www.DreamscapeAB.com](http://www.DreamscapeAB.com)

